
















# Physical Geography

	Saudi Arabia	Israel	Turkey
<b>Area Comparison Map</b>	830,000 sq mi 13 <sup>th</sup> largest	8,019 sq mi 154 <sup>th</sup> largest	302,535 sq mi 37 <sup>th</sup> largest
<b>Location Map</b>			
<b>Relative Size</b>			
<b>Natural Resources</b>	petroleum, natural gas, iron ore, gold, copper	timber, potash, copper ore, natural gas, phosphate rock, magnesium bromide, clays, sand	coal, iron ore, copper, chromium, antimony, mercury, gold, barite, borate, celestite (strontium), emery, feldspar, limestone, magnesite, marble, perlite, pumice, pyrites (sulfur), clay, arable land, hydropower
<b>Environment</b>	desertification; depletion of underground water resources; the lack of perennial rivers or permanent water bodies has prompted the development of extensive seawater desalination facilities; coastal pollution from oil spills	limited arable land and natural freshwater resources pose serious constraints; desertification; air pollution from industrial and vehicle emissions; groundwater pollution from industrial and domestic waste, chemical fertilizers, and pesticides	water pollution from dumping of chemicals and detergents; air pollution, particularly in urban areas; deforestation; concern for oil spills from increasing Bosphorus ship traffic

# Cultural Geography

	Saudi Arabia	Israel	Turkey
<b>Ethnic Groups</b>	Arab 90% Afro-Asian 10%	Jewish 75% Non-Jewish 25% (mostly Arab)	Turkish 70-75% Kurdish 18% other minorities 7-12%
<b>Religion</b>	Muslim (official: 90% Sunni, 10% Shia) other (includes Eastern Orthodox, Protestant, Roman Catholic, Jewish, Hindu, Buddhist, and Sikh) Note: despite having a large expatriate community of various faiths (more than 30% of the population), most forms of public religious expression inconsistent with the government-sanctioned interpretation of Sunni Islam are restricted; non-Muslims are not allowed to have Saudi citizenship and non-Muslim places of worship are not permitted	Jewish 75% Muslim 17.5% Christian 2% Druze 1.6% other 3.9%	Muslim 99.8% (mostly Sunni) other 0.2% (mostly Christians and Jews)
<b>Population</b>	28,160,273 Ranks 47 <sup>th</sup>	8,174,527 (includes populations of the Golan Heights of Golan Sub-District and also East Jerusalem, which was annexed by Israel after 1967) Note: approximately 20,500 Israeli settlers live in the Golan Heights; approximately 211,640 Israeli settlers live in East Jerusalem Rank: 99 <sup>th</sup>	80,274,604 Ranks 20 <sup>th</sup>
<b>Life Expectancy</b>	average: 75.3 years male: 73.2 years female: 77.4 years	average: 82.4 years male: 80.6 years female: 84.4 years	average: 74.8 years male: 72.5 years female: 77.3 years
<b>Literacy</b>	total population: 94.7% male: 97% female: 91.1%	total population: 97.8% male: 98.7% female: 96.8% (2011 est.)	total population: 95% male: 98.4% female: 91.8%
<b>Education Expenditures</b>	5.1% of GDP (2008) Ranks 68 <sup>th</sup>	5.9% of GDP (2013) Ranks 57 <sup>th</sup>	4.8% of GDP (2013) Ranks 142 <sup>th</sup>

# Government

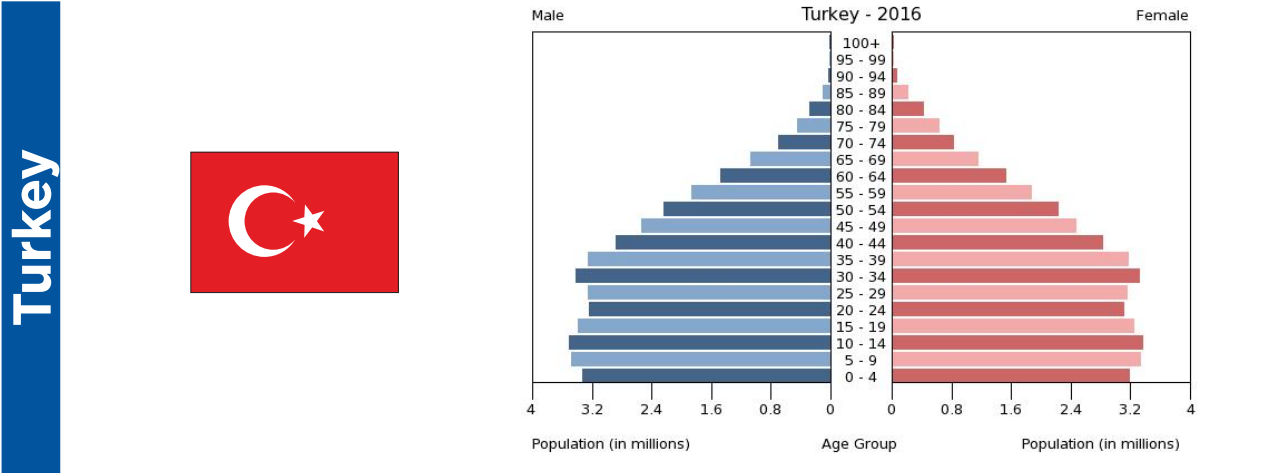
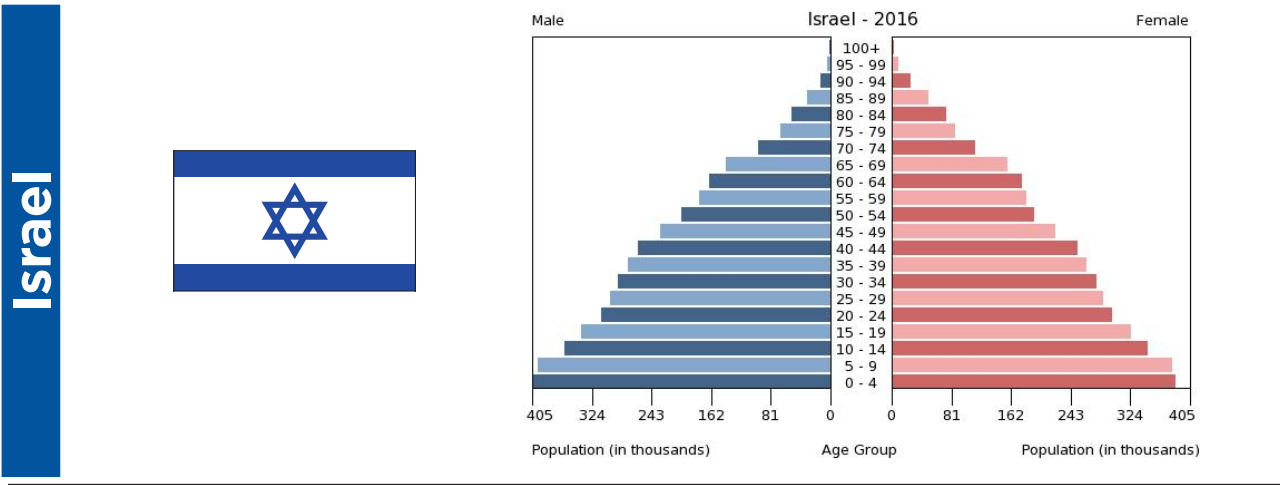
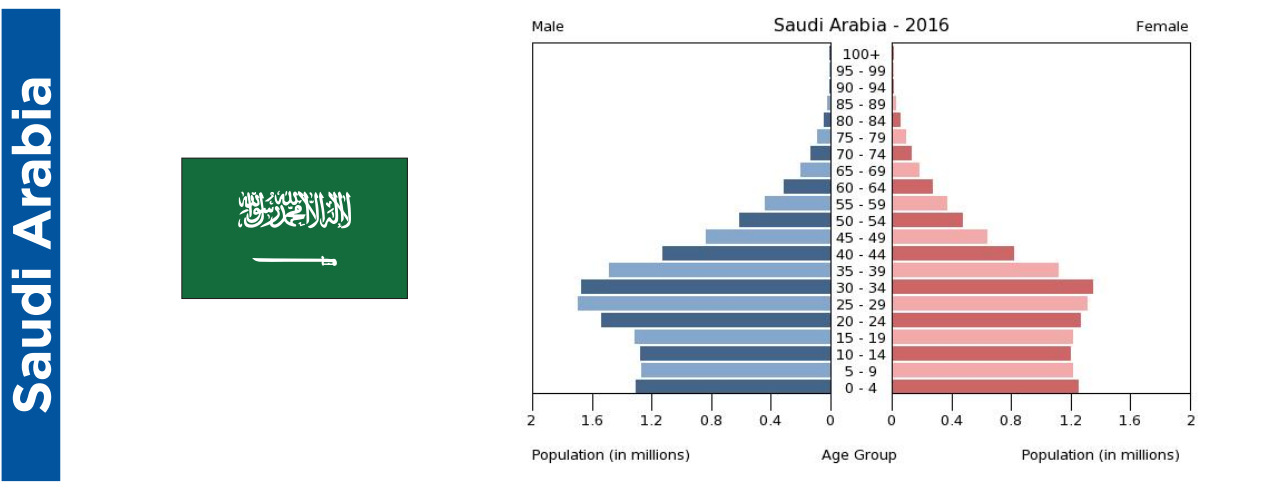
	Saudi Arabia	Israel	Turkey
<b>Government Type</b>	monarchy	parliamentary democracy	presidential republic
<b>Capital City</b>	Riyadh	Jerusalem (but all government embassies are in Tel Aviv)	Ankara
<b>Suffrage</b>	Males 21 years of age; males and females for municipal elections	18 years of age; universal	18 years of age; universal
<b>Flag</b>			
<b>Political Map</b>			
<b>Currency</b>	Riyal 	Shekel 	Lira 

# Economy

	Saudi Arabia	Israel	Turkey
<b>GDP</b>	\$665.5 billion	\$298.9 billion	\$722.2 billion
<b>GDP per capita</b>	\$54,600 (2015 est.) \$52,800 (2014 est.) \$51,100 (2013 est.)	\$34,300 (2015 est.) \$33,500 (2014 est.) \$32,600 (2013 est.)	\$20,500 (2015 est.) \$19,900 (2014 est.) \$19,300 (2013 est.)
<b>GDP end use</b>			
<b>Household spending</b>	38%	56%	68%
<b>Government spending</b>	31%	22%	15%
<b>Business spending</b>	33.5%	19%	20%
<b>Exports/Imports</b>	-2.5%	3%	-3%
<b>GDP by sector</b>			
<b>Agriculture</b>	2.3%	2.5%	8.1%
<b>Industry</b>	46.9%	27.3%	27.7%
<b>Services</b>	50.8%	70%	64.2%
<b>Labor Force by occupation</b>			
<b>Agriculture</b>	6.7%	2.5%	25.5%
<b>Industry</b>	21.4%	27.3%	26.2%
<b>Services</b>	71.9%	70%	48.4%
<b>Taxes</b>	29% of GDP	25.5% of GDP	24.3% of GDP
<b>Budget</b>	revenues: 193 billion expenditures: 318 billion	revenues: 76.1 billion expenditures: 82.1 billion	revenues: 175.4 billion expenditures: 187.4 billion
<b>Imports</b>	machinery and equipment, foodstuffs, chemicals, motor vehicles, textiles	raw materials, military equipment, investment goods, rough diamonds, fuels, grain, consumer goods	machinery, chemicals, semi-finished goods, fuels, transport equipment
<b>Exports</b>	petroleum and petroleum products 90%	machinery and equipment, software, cut diamonds, agricultural products, chemicals, textiles and apparel	apparel, foodstuffs, textiles, metal manufactures, transport equipment
<b>Import Partners</b>	China 13.3% US 12.1% India 8.3% Germany 6.5% South Korea 5.4% Japan 4.9%	US 11.8% China 8.3% Switzerland 7.2% Germany 6.4% Belgium 5.3%	Russia 10.4% China 10.3% Germany 9.2% US 5.3% Italy 5% Iran 4.1%
<b>Export Partners</b>	China 13.3% Japan 13% US 12.9% South Korea 10% India 8.9% Singapore 4%	US 26.9% Hong Kong 8.9% UK 5.8% Belgium 4.8% China 4% Turkey 4%	Germany 9.6% Iraq 6.9% UK 6.3% Italy 4.5% France 4.1% US 4%
<b>Value of Imports</b>	\$160 billion	\$58.8 billion	\$204 billion
<b>Value of Exports</b>	\$222 billion	\$56.4 billion	\$153.6 billion

# Population Pyramid

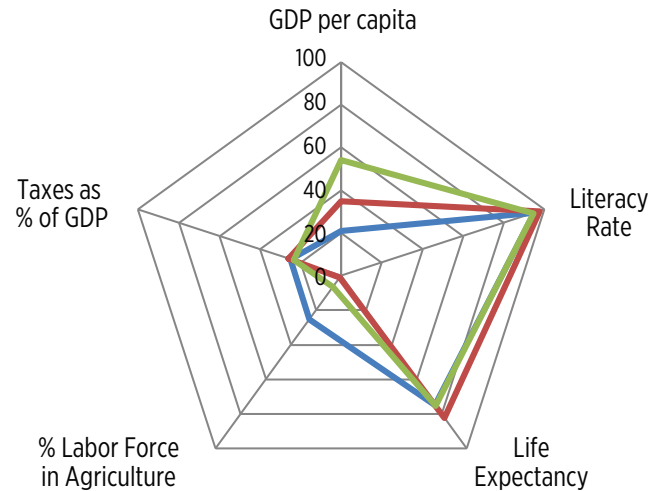
A population pyramid illustrates the age and sex structure of a country's population and may provide insights about political and social stability, as well as economic development. The population is distributed along the horizontal axis, with males shown on the left and females on the right. The male and female populations are broken down into 5-year age groups represented as horizontal bars along the vertical axis, with the youngest age groups at the bottom and the oldest at the top. The shape of the population pyramid gradually evolves over time based on fertility, mortality, and international migration trends.



# Spider Graph

A spider graph consists of plotting data on a series of spokes, called radii, with each spoke representing one variable (for example: GDP per capita, literacy rate, life expectancy). The length of each spoke from the center of the graph is proportional to the other spokes. A line is drawn connecting the data points for each spoke. This gives the graph the look of a spider web. The spider graph can be used to answer such questions as: Which characteristics are most similar between countries? Are there outliers?

- Turkey
- Israel
- Saudi Arabia



## Comparisons 1 Questions

Use the data tables, population pyramids, and spider graph to complete each item comparing the three focus countries.

- Which country is the largest in land size?
- Which country is the most ethnically diverse?
- Which country has the greatest variety of natural resources?
- Which country has the lowest standard of living?
- Which country has the highest percentage of farmers?
- Which country has the healthiest citizens?
- In which country does industry contribute least to the GDP?
- Which country or countries have a negative trade balance?
- Which country or countries have a positive trade balance?
- Which country has the highest tax rate?
- With which of these countries does the United States have the strongest trade relationship?
- According to the spider graph, on which point of comparison are the countries most alike?
- Challenge: Compute the dollar amount spent per year, per person, educating the population in each country. Assume that  $\frac{1}{4}$  of the population is in school and round off decimals to the nearest whole number, as needed.

Hint: You will need the GDP, percentage of GDP spent on education, and population of each country to complete the task

---

Saudi Arabia

---

Israel

---

Turkey